



JavaScript Course Contents



SkyRocket your **Coding Career**

The logo for TechXyte, featuring the word "Tech" in black and "Xyte" in red, with a small red star above the "X".

TechXyte

techxyte.com

GET IN TOUCH

enquiry@techxyte.com

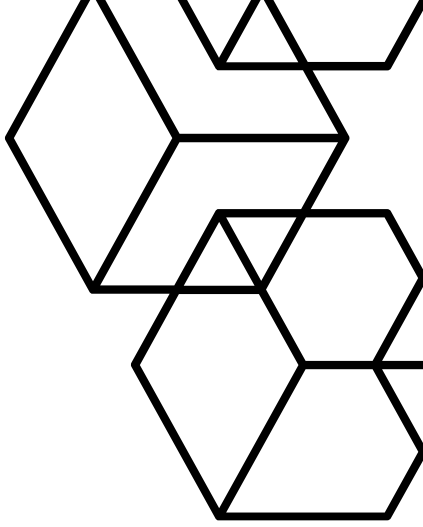
+91 8050 533 513

CHAPTER 1 : INTRODUCTION TO JAVASCRIPT

- What is JavaScript?
- History of JavaScript
- Advantages of using JavaScript

CHAPTER 2 : VARIABLES AND DATA TYPES

- Declaring Variables
- Data Types
- Type Coercion



The logo for TechXyte, featuring the word "Tech" in black and "Xyte" in red, with a small red star above the "X".

TechXyte

techxyte.com

GET IN TOUCH

enquiry@techxyte.com

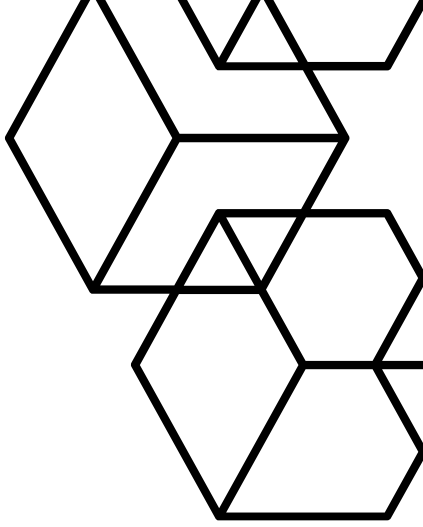
+91 8050 533 513

CHAPTER 3 : FUNCTIONS AND CONDITIONALS

- Functions
- Parameters and Arguments
- Conditional Statements
- Logical Operators

CHAPTER 4 : LOOPS AND ARRAYS

- For Loops
- While Loops
- Arrays
- Array Methods



The logo for TechXyte, featuring the word "Tech" in black and "Xyte" in red, with a small red star above the "X".

TechXyte

techxyte.com

GET IN TOUCH

enquiry@techxyte.com

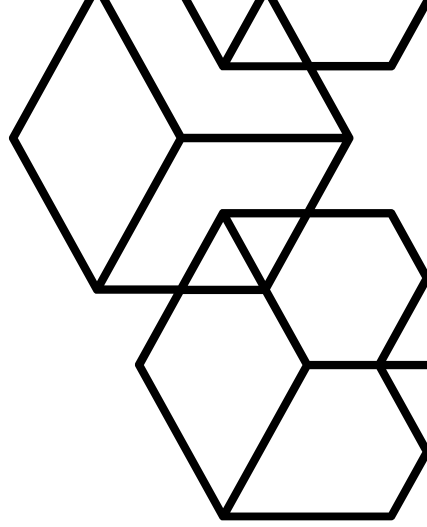
+91 8050 533 513

CHAPTER 5 : OBJECTS AND OBJECT-ORIENTED PROGRAMMING

- Objects
- Properties and Methods
- Constructors
- Prototypes
- Classes

CHAPTER 6 : DOM MANIPULATION

- Browsers and the DOM
- Event Listeners
- Querying and Manipulating the DOM
- Creating Dynamic HTML



The logo for TechXyte, featuring the word "Tech" in black and "Xyte" in red, with a small red star above the "X".

TechXyte

techxyte.com

GET IN TOUCH

enquiry@techxyte.com

+91 8050 533 513

CHAPTER 7 : AJAX AND JSON

- Introduction to AJAX and its uses
- Making AJAX Requests with JavaScript
- Introduction to JSON and its uses
- Parsing JSON Data in JavaScript

